
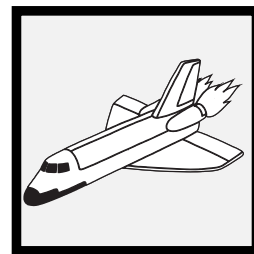




Name \_\_\_\_\_

1. Count the birds and circle the correct number in the box.
2. Count the dogs and circle the correct number in the box.
3. Color the picture.



	
6      8	7      9

1. Place a pencil or dark crayon on the first arrow.
2. Follow the dotted line to draw a wavy line ACROSS.
3. Stop at the STOP sign.
4. Repeat for each wavy line.
5. Draw more of the same kinds of lines.

The illustration is contained within a thick black rectangular border. On the left side, there is a line drawing of a dolphin leaping out of the water. On the right side, there is a line drawing of a mermaid with long hair, wearing a beaded necklace and a patterned tail. In the center, there are eight horizontal wavy dashed lines arranged in two columns of four. Each line begins with a solid arrow pointing to the right and ends with an octagonal sign containing the word "STOP".