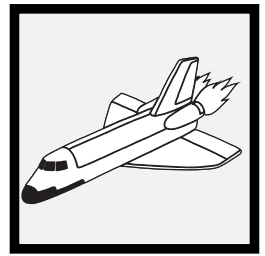







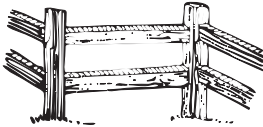






Name \_\_\_\_\_

1. Look at the letters in the first box.
2. Name the letter and say its beginning sound.
3. Name the pictures. Which picture begins with the letter?
4. Circle the correct picture.
5. Trace the letters.
6. Continue for each box.



<p>M m</p>  	<p>A a</p>  
<p>S s</p>  	<p>F f</p>  
<p>T t</p>  	<p>P p</p>  

monkey • soap • tiger

astronaut • fence • pig

Make a summer scene.

1. Place a pencil or dark crayon on a dotted line.
2. Follow the dotted line to make a shape or a line.
3. Continue for each line to draw the summer scene.
4. Color the picture.

